

Grade RR

Educational Classroom Kit




Includes Sign Language
Interpretations on
All Videos + Learner Activities

Pfunzo Ye Siwe™



Suppliers Of Educational Kits

**AVAILABLE IN
ALL 11 OFFICIAL LANGUAGES**



Grade RR Educational Classroom Kit

The Grade RR Educational Classroom Kit was created to ensure that all schools in South Africa would have the necessary materials, tools and educational resources required to efficiently and effectively allow all learners an equal opportunity to reach their full potential, irrespective of socio-economic barriers, race, class or creed.

The kit was designed taking into consideration the learning and developmental milestones for a learner in a Grade RR class. The kit includes all items that a Grade RR teacher would require during the course of an academic year and aligns with the ELDAS Curriculum Outcomes.

The kit will assist the Grade RR teacher in enhancing the daily classroom programme, by taking into consideration the importance of communication and comprehension skills, cognitive and perceptual development, as well as the fine and gross motor skills development of a Grade RR learner.

It is important to remember that any pre-primary educational kit should always allow for learning opportunities that address the needs of learners according to their stages of development and not just their age. The Grade RR Educational Classroom Kit and accompanying material will guide teachers to better understand the ELDAS Curriculum Framework and highlight the skills a learner needs to progress to Grade R at the end of the academic year.

In a Grade RR classroom, activities should not be primarily theme based, as it is fundamental that learners learn and develop in a holistic manner (i.e.: to engage all aspects of a learner). With the ECD sector in South Africa now migrated from the Department of Social Development to the Department of Basic Education, the Grade RR Educational Kit is essential to facilitate a smooth, uniform transition across all Grade RR classrooms in the country.

The Grade RR Educational Classroom Kit include material and resources that cover all six Early Learning and Development Areas (ELDAS):

1. Well-Being
2. Identity and Belonging
3. Communication
4. Exploring Mathematics
5. Creativity
6. Knowledge and Understanding of the World

The Grade RR Educational Classroom Kit will include carefully graded and stimulating learning activities which will serve as building blocks for the more formal CAPS aligned Grade R classroom and will:

- Include educational toys, puzzles, games, musical instruments, as well as construction toys that will stimulate cognitive, pincer, fine motor coordination skills, gross motor functions, auditory and communication skills.
- Make allowances for the fact that learners have different interests and thus they learn in various ways.
- Include items that allow learners to work both independently, as well as cooperatively.
- Allow for flexible structure, meaning that while the print-ready learner workbooks and accompanying teacher guide are there for ease of reference, there are still plenty opportunities for learners to develop their creativity and explore their environment, at their own pace.
- Is inclusive and accommodates for all learners.

All themes were carefully chosen taking into consideration the holistic educational requirements of a Grade RR learner as defined by the ELDAS Curriculum Framework.

Theme Plan for the Academic Year:

TERM 1	TERM 2	TERM 3	TERM 4
Workbook 1 Me Week 1&2	Workbook 8 Colours Week 15&16	Workbook 15 People who help us Week 28	Workbook 21 Celebra ons Week 34
Workbook 2 My body Week 3&4	Workbook 9 Autumn Week 17&18	Workbook 16 Animals Week 29	Workbook 22 My country Week 35
Workbook 3 My new school Week 5&6	Workbook 10 Caring for the world Week 19&20	Workbook 17 Winter Week 30	Workbook 23 Spring Week 36
Workbook 4 My family Week 7&8	Workbook 11 Safety Week 21&22	Workbook 18 Sports Week 31	Workbook 24 Water Week 37
Workbook 5 Healthy living Week 9&10	Workbook 12 Transport Week 23&24	Workbook 19 Fire Week 32	Workbook 25 Trees and plants/wood Week 38
Workbook 6 My home Week 11&12	Workbook 13 Clothes Week 25&26	Workbook 20 Shapes Week 33	Workbook 26 Dinosaurs Week 39
Workbook 7 Summer Week 13&14	Workbook 14 Day & night Week 27		Workbook 27 Big school Week 40

For ease of reference, this document contains 3 addendums, namely;






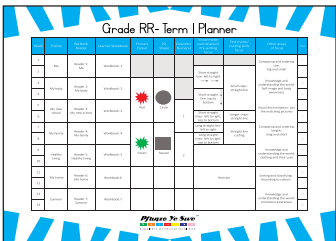
Addendum A- contains detailed specifications for all Grade RR Teacher Resources.






Addendum B- contains detailed specifications for all Grade RR Classroom Resources.

Addendum C- contains detailed specifications for all Grade RR Learner Resources.

The cost of the Grade RR Educational Classroom Kit is R_____

Addendum A: Specifications for Teacher Resources

Item	Quantity	Item Specifications
BOOK 1: Grade RR ELDAS: Aims, Developmental Guidelines, Examples Of Activities And Broad Assessment Guidelines 	1	<p><u>Description:</u> An A4 printed book that includes the following for each ELDA: Aims, developmental guidelines and examples of activities as per the South African National Curriculum Framework (appropriate for a Grade RR learner).</p> <p><u>Sample included:</u> please refer to pages 5 to 7.</p>
BOOK 2: ELDAS: Curriculum Guidelines Based On Age Appropriate Milestones 	1	<p><u>Description:</u> An A4 printed book that explores the benefits of using an integrated play-based approach in a Grade RR classroom. This book explains the importance of using play to develop various learner skills (fine motor, Gross motor, mathematical concepts, etc.), while providing teachers with helpful examples on how to achieve learning through play. Each learning through play skill set is then linked to the resources and tools provided in the Grade RR Educational Classroom Kit to further assist teachers in this regard.</p> <p><u>Sample included:</u> please refer to pages 8 to 12.</p>
BOOK 3: ELDAS: Assessment Of Grade RR Learners Developmental Needs And Learning Interests 	1	<p><u>Description:</u> An A4 printed book that includes guidelines on the assessment process, the purpose of assessments and steps to take in assessing Grade RR learners, as per the South African National Curriculum Framework. This book includes detailed tables that lists points to observe for each ELDA and accompanying aim, as well as points to watch out for, record and act upon for at-risk children.</p> <p><u>Sample included:</u> please refer to pages 13 to 15.</p>
BOOK 4: Introducing The ELDAS With Accompanying Teachers Guide 	1	<p><u>Description:</u> An A4 printed book that introduces teachers to the ELDA's in a user-friendly manner. The teacher guide directly aligns with the aforementioned learner workbook, providing direction and suggestions to assist with teaching in the classroom. This book also contains rhymes and songs that can be used in class.</p> <p><u>Sample included:</u> please refer to pages 16 to 19.</p>
BOOK 5: Teacher Classroom Observations of Learners – Assessment For Learning and Tracking 	1	<p><u>Description:</u> An A4 printed book that introduces teachers to tracking formative assessment of learner's developmental progress. Tracking is noted throughout the school year across all areas as noted in the CAPS document in line with the ELDA's and the NCF. This book contains a report writing template, observation prompts and templates as well as opportunities to record all relevant information necessary for supporting learners effectively, inclusive of a report writing template.</p> <p><u>Sample included:</u> please refer to pages 20 to 23.</p>
Grade RR Term Planners: 	1	<p><u>Description:</u> The term planners ensure that a broad and balanced curriculum is taught and the continuity and progression are promoted throughout each term in an academic year in a Grade RR classroom. The term planner references with chart, "Big Book" and learner workbook a teacher is to use, as well as provide an easy visual reference as to when each shape, colour, number or mathematical concept is introduced during the course of each term.</p> <p><u>Includes:</u> 1 planner per term (4 in total for the academic year).</p> <p><u>Made from:</u> A3 paper, colour print, laminated.</p> <p><u>Measures approximately:</u> 297 x 420mm</p>

USB		
	1	<p>Description: a handy USB that includes videos for Grade RR teachers to refer to as and when necessary during the course of the academic year.</p> <p>Videos include:</p> <ul style="list-style-type: none"> • An introduction to the various tools and resources included in the kit. • The importance of fine motor skills in Grade RR classroom and how to strengthen these skills using the Grade RR Educational Classroom Kit. • The importance of gross motor skills in Grade RR classroom and how to strengthen these skills using the Grade RR Educational Classroom Kit. • The importance and benefits of using an integrated play-based approach in a Grade RR classroom. • The importance of literacy in the classroom with emphasis on how to teach reading in the early grades (shared reading approach using the big book). • Africanising early childhood education through an introduction to various African language translations of the resources and tools included in the kit. • All videos will have sign language interpretation for inclusion and diversity.
A3 Theme Chart		
	27	<p>Description: Full colour chart that directly correlates to each two-week theme and promotes communication and listening skills.</p> <p>Made from: A3 paper, colour print, laminated.</p> <p>Measures approximately: 297 x 420mm</p>
A4 Theme Big Book		
	27	<p>Description: Each Big Book includes large, colourful, age-appropriate visuals that promotes communication skills while building on life skills and beginning knowledge. Every Big Book includes teacher discussion points, while holding the book with images facing the learners.</p> <p>Made from: A4, full colour.</p> <p>Measures approximately: 210 x 297mm</p>
A4 Print-Ready Learner Workbook		
	27	<p>Description: Print-ready learner workbooks, developed to use concrete experiences, interactive tasks and hands-on activities to provide building blocks for learning as defined by the ELDA's. Each workbook is designed to help support the learning and development on the Grade RR learner by providing educational scaffolding through the academic year, which allows for the progressive development of:</p> <ul style="list-style-type: none"> • Fine motor skills. • Pre-writing skills. • One-on-one / quantity correspondence. • Concrete counting. • Visual discrimination. • Sensory awareness. • Visual motor coordination. • Categorization. • Part/whole relationships. • Spatial relations. • General life skills, amongst others. <p>Made from: A4, black and white print, double sided.</p> <p>Measures approximately: 297 x 420mm</p>
Plastic Storage Container		
	1	<p>Description: Clear lock and clip storage box.</p> <p>Made from: High impact poly propylene plastic.</p> <p>Measures approximately: 630 x 400 x 200mm</p> <p>Measures approximately: Storage of teacher resources.</p>

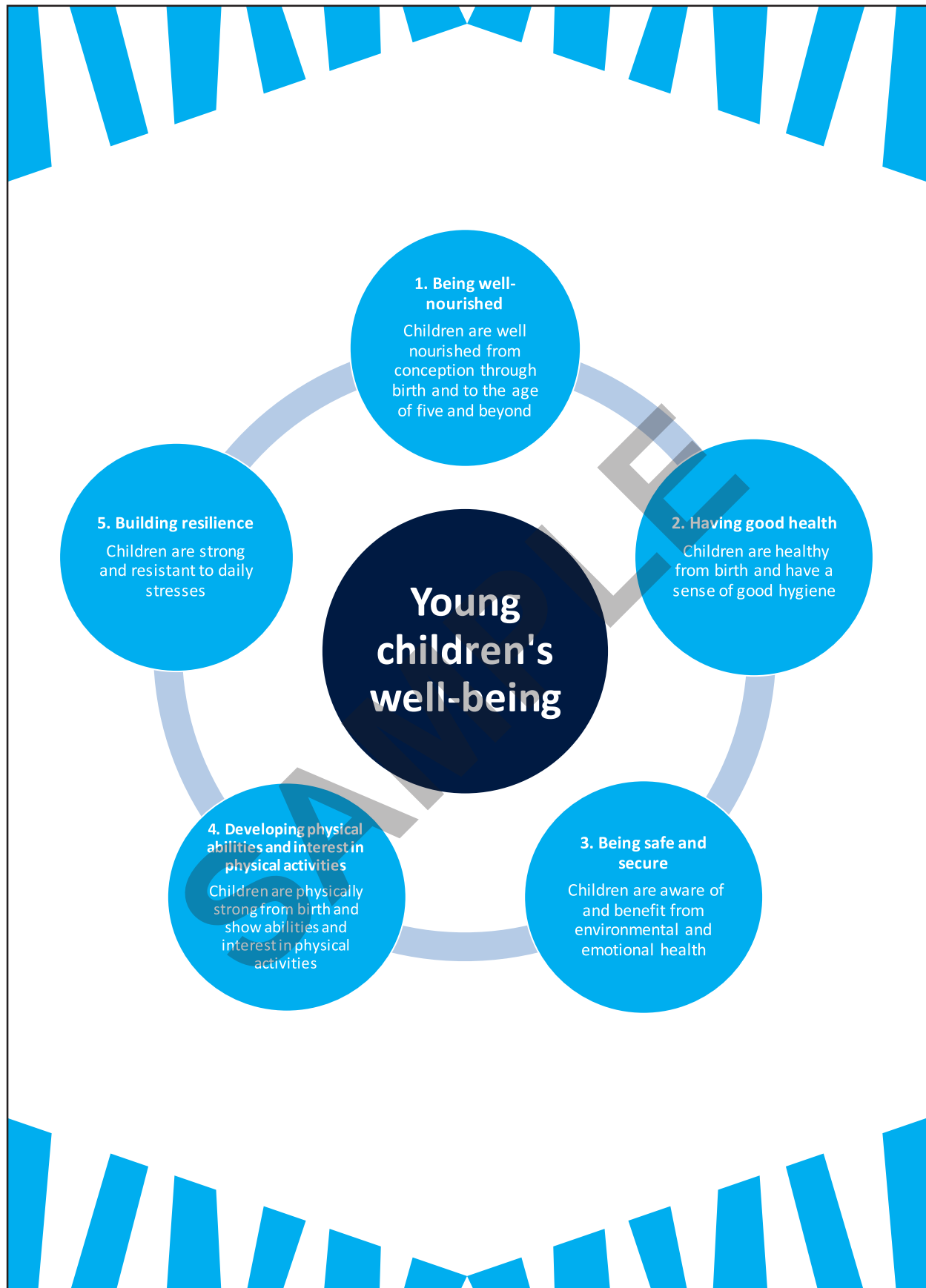
**Grade RR
Educational Classroom Kit**

BOOK 1:

**ELDAS: AIMS, DEVELOPMENTAL GUIDELINES
& EXAMPLES OF ACTIVITIES TO OFFER**

(as per the Department of Basic Education, 2015, The South African National Curriculum Framework for children from Birth to Four)





Aims, developmental guidelines, examples of activities for promoting WELL-BEING

Aim 1: Children are well nourished

Developmental Guidelines	Examples of activities to offer
Young children: <ul style="list-style-type: none"> Know importance of eating clean food Show interest in trying new foods Identify some nutritious foods Help clean up any drinks or food spilt 	Young children: <ul style="list-style-type: none"> Discuss the foods and where they come from Promote traditional and locally available foods Look through print materials with toddlers (such as food advertisements) and discuss the nutritious as well as the 'junk' foods Make collages of nutritious foods with the children Sing songs and rhymes and do drama and make believe activities with the children as well as visual art activities such as drawing, cutting and sticking, painting about nutrition and food. Support children with managing different utensils, for example, plate, bowl, cup, spoon, fork and knife (this last under supervision) Support children to manage different processes for example, pouring, scooping, wiping, cleaning, washing utensils and stacking. Start a food garden and give children some responsibilities for its care.
Towards Grade R: Young children know: <ul style="list-style-type: none"> About food groups and the importance of eating food that will help them to grow strong Where food comes from and the production processes 	Towards Grade R: <ul style="list-style-type: none"> Adults and children can make collages of food in the different groups; adults can discuss the importance of good nutrition with the children. Adults can show the children books on farming and factories and how some products are made in the home; adults can talk about food when they take children with them to do grocery shopping

**Grade RR
Educational Classroom Kit**

BOOK 2:

**ELDAS: CURRICULUM GUIDELINES BASED ON
AGE APPROPRIATE MILESTONES**

(as per the South African Department of Basic Education NELDS and ECD Curriculum Guidelines 2015, Version 2)



INTEGRATED PLAY-BASED GUIDELINES

Research has shown that **education and play are interlinked** as young learners achieve one of the highest levels of learning through play, a function that then allows children to apply their knowledge and understanding. So, what exactly is play in a Grade RR scenario? For most learners, it is a network of related processes; which **include exploration, negotiation, compromise and practice- all catalysts to a learner's evolving development.**

By providing integrated play- based learning in your classroom, you will enable children to **naturally combine their cross-curricular skills**, such as thinking and problem-solving, moulded by their personal interests and experiences.

Play develops learners' ability to communicate, their vocabulary, their language comprehension, attention span, imagination, curiosity and concentration.

These cross-curricular skills open classroom opportunities for children to **explore, investigate and make new discoveries**, both individually and with peers and it allows for **several areas of development to be enhanced at the same time.**

For example, in workbook 4, one of the art activities asks children to use fabrics supplied in the kit and cut out mini clothes to hang on a washing line. Children would use a variety of fabrics, as well as a scissors, glue, glitter and crayons to make this happen.

- As a teacher you could encourage the children to engage in sensory discussions- talking about the different textures, colours and prints of the fabrics.
- The lesson could allow your learners to identify problems and come up with their own solutions. For example- if a piece of fabric is too big to fit on their page- what could they do to remedy the situation?
- They could further develop their social skills, for example sharing and taking turns while using the glue or learn the delicate art of compromise if the fabric piece they wanted to use is no longer available.
- The activity advances their fine motor skills and hand-eye coordination with the use of both scissors and crayons. It is important to remember to reinforce the correct pincer grip in a gentle and encouraging manner and ensure that your learners always practise scissor safety during lessons.
- You could incorporate various maths concepts into this activity. Concrete counting for example- with each learner counting the number of clothes items they have cut out; they could point to the biggest or smallest clothing item on their page. What about looking for different shapes in the fabric pieces that they cut. Or at the end of the lesson, the children can find the page that has the most clothes hung up on the washing line. These are just a few examples of how you could help your learners to explore mathematics during this lesson and others.
- The task also presents the perfect opportunity to promote communication skills as they express their creative ideas. As a teacher- you could ask them questions about what they are doing or let them explain what the art activity means to them.

- Their beginning knowledge and understanding of the world can be incorporated into the lesson with an interactive discussion based on clothes and the changing seasons.

Therefore, if play is something which all children have in common, then implementing an integrated play based approach enables all children to be at an equal level with each other in terms of relationships, to be able to share their experiences together with the aid of you, the teacher and allows them to engage in peer learning as well.

An integrated play based approach focuses on the importance of children developing skills on a practical day-to-day basis so that they can make sense of their world and develop individual ideas and apply these to different areas of learning.

Finally, an integrated play based approach to learning **enables children to feel confident and secure about themselves**, which is one of the best outcomes we can achieve in a Grade RR classroom.

In this book, you will **find information that links an integrated play based method to the tools and resources that you have received in your kit**, based on the ELDAS, as well the various learning areas that is vital to the holistic development of a learner in your Grade RR class.

SENSORY PLAY

Sensory play includes any activity that stimulates the learner's senses: touch, smell, taste, sight and hearing.

Why sensory play is important:

In addition to being fun and interesting, sensory play facilitates exploration and naturally encourages learners to use scientific processes while they play, create, investigate and explore. Spending time stimulating their senses helps learners develop cognitively, linguistically, socially, emotionally, physically and creatively.

Sensory activities also allow children to refine their thresholds for different sensory information, helping their brain to create stronger connections to sensory information and learn which are useful and which can be filtered out. For example, a child may find it difficult to play with other children when there is too much going on in their environment with conflicting noises or sights. Through sensory play, the child can learn to block out the noise which is not important and focus on the play which is occurring with their peer.

Another example is a child who is particularly fussy with eating foods with a wet texture such as spaghetti. The use of sensory play can assist the child with touching, smelling and playing with the texture in an environment with little expectation. As the child develops trust and understanding of this texture it helps build positive pathways in the brain to say it is safe to engage with this food.

What you can do to encourage sensory play:

Provide learners with spades to scoop, dig and explore, plastic buckets to fill, mix and squelch sand. Provide watering cans to use during outdoor time and let learners fill, pour, sprinkle and squirt water to their hearts content. Most children enjoy playing with sand, water and mud and this kind of play develops learners' awareness of their five senses as water and sand offer different textural and temperature experiences, thus helping children acknowledge sensory changes and respond to them.

Provide playdough during classroom activities as cutting, squishing, rolling, and kneading play dough is perfect for stimulating sense of touch. During art activities, allow ample opportunities for learners to paint using their fingers.

Musical instruments play a large part in sensory play in a Grade RR classroom. Research has shown that many children actually learn quicker when a concept is set to music. Music can encourage motor skills development as children learn to dance and to keep a beat. Singing songs, listening to stories and talking about what they are doing all help children with sound and listening skills. Tambourines, bells and songs to listen and move to will all enhance this area of learning and development.

Expose your learners' to new and interesting experiences to keep them curious about the world around them. Incorporate visually activities into your daily lessons and provide toys and games that will enable children to use their sense of sight to discover colours, shapes, brightness, form and structure. They will discover how things move and develop a visual memory as to how things work.

How sensory play links to the Grade RR Educational Classroom Kit in an integrated play-based curriculum:

Sand bucket



Spade



Watering can



Playdough



Playdough tools



Tambourine



Maracas



Triangle



Cluster/Jingle bells



Claves



**Grade RR
Educational Classroom Kit**

BOOK 3:

**ELDAS: ASSESSMENT OF EACH CHILD'S
DEVELOPMENTAL NEEDS AND LEARNING INTERESTS**

(as per the Department of Basic Education, 2015. The South African National Curriculum Framework for children from Birth to Four and NELDS)



The National Curriculum Framework consists of guidelines for

- Observing the developmental and learning needs of each learner
- Planning activities to meet each learner's own developmental needs and learning interests
- Doing the activities with the learners
- Assessing learner's developmental and learning needs and evaluating the ECD programme in terms of its ability to meet the needs of each learner

WHAT IS ASSESSMENT?

Assessment is a continuous planned process of identifying, gathering and interpreting information about the development and learning of babies, toddlers and young learners.

Assessment is always formative at this stage of the learner's life. The learner cannot 'pass' or 'fail'. She / He develops and grows and learns. There are no formal tests or examinations.



ELDAS 1: well-being

Aim 1: children are well-nourished

Observe and discuss with parents, their young children's:

- Drinking and eating habits
- Drinking and eating preferences
- Levels of enjoyment of eating
- Levels of energy
- Levels of hunger
- Growth (using the road to health booklet) including underweight and obesity and height
- Knowledge of
 - different types of food, tastes and values
 - nutrition routines
 - food and water hygiene routines
 - 'good manners' of the community and others in nutrition routines
- Developing of skills and behaviours for
 - preparing, offering and clearing away food
 - using cutlery and crockery

Watch points to record and to act upon for young children at nutritional risk:

- a) Undernourishment
 - Symptoms of kwashiorkor (swelling of the feet, distended abdomen, thinning hair, loss of teeth, skin depigmentation and skin rashes)
- b) Illness
 - Lack of appetite as a sign and symptom of illness
 - Vomiting and diarrhoea (several watery stools within an hour or if there is blood in the faeces) (immediately contact medical help, give boiled cool water with a little salt and sugar added and ensure the child continues to eat small amounts of food frequently)
 - Temperature with vomiting and diarrhoea
 - Great thirst or inability to drink
- c) Obesity
 - Mass according to road to health booklet evidence (consult parents and refer to clinic)

Aim 2: children are healthy and have a sense of good hygiene

Observe and discuss with parents, their young children's:

- Energy levels
 - Interest in food
 - Immunisation record to confirm it is up to date (see road to health booklet)
 - Healthy tooth development
- Awareness and demonstration of hygienic practices such as hand washing, nose blowing, toileting routines

Watch points to record and to act upon for young children at risk of ill health:

- Does the child have a fever?
- Is the child vomiting everything?
- Has the child had convulsions (fits)?
- Is the child lethargic (looking "lazy") or unconscious?
- Has the child an upper respiratory tract infection (cough and difficulty in breathing)?
- Has the child any decayed teeth? Does the child live in a hygienic and healthy environment?

**Grade RR
Educational Classroom Kit**

**BOOK 4:
INTRODUCING THE ELDAS**

(as per the Department of Basic Education, 2015, The South African National Curriculum Framework for children from Birth to Four)

& TEACHERS GUIDE

(aligned to the learner workbooks 1 to 20)





Dear grade RR teacher

Congratulations on receiving your brand new Grade RR Educational Kit.

In your kit, you have been provided with:

❖ **9 Classroom posters**

These colourful, A3 laminated charts are useful teaching aids, that will enable your Grade RR learners to relate to important concepts visually. When placing these charts on your classroom walls, ensure that all learners can see them.

❖ **20 Themed posters**

These colourful, A3 laminated charts make bring the themes directly into your classroom. The carefully chosen images will allow your learners to process learning content and make connections more easily.

❖ **20 Big Books**

These colourful, A4 storybooks contain theme-linked stories. Each Big Book is filled with colourful, age-appropriate visuals that are sure to make your story time a fun time. For your convenience, helpful teacher discussion points are included on the last page of every book.

❖ **20 Learner workbooks**

These print ready workbooks contain reproducible worksheets. The learner workbooks have been developed to use concrete experiences, interactive tasks and hands-on activities to provide building blocks for learning as defined by the ELDA's. Each workbook is designed to help support the learning and development of your Grade RR learner by providing educational scaffolding and allowing for the progressive development of your children through the academic year.

❖ **A USB with pre-loaded videos**

This handy USB includes short, informative videos for you to refer to as and when necessary during the course of the academic year. Videos include:

- An introduction to the various tools and resources included in the kit.
- The importance of fine motor skills in a grade RR classroom and how to strengthen these skills using the grade RR educational classroom kit.
- The importance of gross motor skills in a grade RR classroom and how to strengthen these skills using the grade RR educational classroom kit.
- The importance and benefits of using an integrated play based approach in a grade RR classroom.

❖ **4 Grade RR Term Planners**

These A3 laminated term planners ensure that a broad and balanced curriculum is taught and that continuity and progression are promoted throughout each term in an academic year in your Grade RR classroom. The term planner references which chart, Big Book and learner workbook you should use, as well as providing you with an easy visual reference as to when you will introduce different shapes, colours, numbers or mathematical concepts during the course of each term.

❖ **Book 1: Grade RR ELDAS: Aims, Developmental Guidelines and Examples of Activities** *(as per the South African National Curriculum Framework)*

This A4 printed book includes the following for each of the ELDAS:

- Aims,
- Developmental guidelines and
- Examples of activities that you could introduce in class.

❖ **Book 2: ELDAS: Curriculum guidelines based on age appropriate milestones** *(as per the South African Department of Basic Education NELDS 2015 and ECD Curriculum Guidelines 2015)*

This A4 printed book explores the benefits of using an integrated play-based approach in a Grade RR classroom. It further explains the importance of using play to develop various learner skills in your Grade RR classroom (fine motor, gross motor, mathematical concepts, etc.), while providing you with helpful examples on how to achieve learning through play. Each learning through play skill set is thereafter directly linked to the resources and tools provided in your Grade RR Educational Classroom Kit to provide additional assistance in this regard.

❖ **Book 3: ELDAS: Assessment of each child's developmental needs and learning interests** *(as per the Department of Basic Education. 2015. The South African National Curriculum Framework for children from Birth to Four and NELDS)*

An A4 printed book that includes guidelines on the assessment process, the purpose of assessments and steps to take in assessing Grade RR learners, as per the South African National Curriculum Framework. This book includes detailed tables that lists points to observe for each ELDA and accompanying aim, as well as points to watch out for, record and act upon for at-risk children.

❖ **Book 4: Introducing the ELDAS with accompanying Teachers Guide**

This A4 printed book introduces you to the ELDA's in a user-friendly manner. The teacher guide directly aligns with the aforementioned learner workbook, providing direction and suggestions to assist you with teaching in the classroom. This book also contains rhymes and songs that can be used in class.

❖ **5 X 50 litre storage containers** full of educational toys, resources and games that will help your learners reach their developmental milestones through fun, interactive and hands-on activities and tasks (an inventory list has been included at the end of this book)

Guide to using your Grade RR Educational Classroom Kit

The Grade RR Educational Resource Kit has been designed for Terms 1 to 4 organised into 20 themes, with each theme having a two-week timeframe allocated. In other words, there are 40 weeks' worth of resources in your kit. You should therefore aim to cover five themes per term (a term being roughly ten weeks long).

For each theme, there is a poster, a Big Book story and a learner workbook. These are conveniently stored in clear, A3 plastic envelopes that have been clearly labelled for ease of reference.

Your kit includes a multitude of toys, games and educational tools that will allow you to adopt an integrated play based learning method in your classroom.

Healthy Eating

Week 13 + 14

Learner Workbook Activities:	Link to the ELDAS:	Follow up activity:
Colouring-in: Ask learners to identify the vegetables in the picture. Discuss benefits of eating vegetables. Talk colours. Count the vegetables.	ELDA 1, ELDA 3, ELDA 4, ELDA 5, ELDA 6	Sing the vegetable song – learners to use musical instruments
The number 3: Ask learners to show you their blue crayon. Talk about eggs as a source of food and where they come from. Count out loud as colouring in eggs. Refer to and sing the number 3 rhyme.	ELDA 1, ELDA 3, ELDA 4, ELDA 6	Concrete counting with counting cubes
Pre-writing tracing: learners to start at the arrow to reinforce left to right progression. Talk about the shapes and their sizes. Ask learners to describe different foods and their shapes. Reinforce the correct pencil grip (refer to book 2).	ELDA 1, ELDA 3, ELDA 4, ELDA 6	Chalkboard scribbles left to right
More & less: slowly, count out loud the apples in each set to determine which set has more. Repeat for the eggs. Use estimation for the vegetables.	ELDA 1, ELDA 3, ELDA 4	More and less using pattern blocks
Healthy meal art activity: At the beginning of the week- ask learners (inform parents) to bring in pictures of their favourite healthy foods to stick on their plates. Learners to colour or paint the knife and fork. Talk about utensils and their uses. Discuss the different meals.	ELDA 1, ELDA 2, ELDA 3, ELDA 4, ELDA 5, ELDA 6	Puppet show about healthy eating
Colouring-in: Ask learners to identify the fruits in the picture. Discuss benefits of eating fruits. Talk about colours. Count the fruits. Ask for more fruit names	ELDA 1, ELDA 2, ELDA 3, ELDA 4, ELDA 5, ELDA 6	Sing the fruit song – learners to clap to the beat
Numbers 1,2,3: Count out loud. Do one line at a time. Use the activity to talk about the foods, tastes and textures of the foods displayed. Relate to learners likes and dislikes.	ELDA 1, ELDA 3, ELDA 4, ELDA 5, ELDA 6	Playdough numbers activity using playdough mat
Same, more & less: learners will use visual discrimination to guess same, more and less. Ensure scissor safety. Reinforce the correct scissor grip, provide guidance for paper position whilst cutting. (refer to book 2)	ELDA 1, ELDA 3, ELDA 4	Free flowing finger painting art
Shadow match: Visual discrimination activity. Go slowly. Start with one fruit at a time. Talk about the different shapes and sizes present and how to use visual clues.	ELDA 1, ELDA 3	Sorting according to size using building blocks
Healthy lunchbox art activity: At the beginning of the week- ask learners (inform parents) to bring in small pictures of foods and drinks. Alternatively, learners can draw pictures of healthy foods and drinks. You may need to cut out the handles for your learners ahead of this activity. Assist learners with gluing. Write their names in pencil and let them attempt to trace over that.	ELDA 1, ELDA 2, ELDA 3, ELDA 4, ELDA 5, ELDA 6	Optional: plant seeds in the school yard to start a class vegetable garden.

PRINTED RESOURCES:

Visual Aid:
Classroom Charts + Healthy Eating poster

Big Book Story:
Yummy food that is good for me

Teaching material:
Learner Workbook number 7

ADDITIONAL KIT RESOURCES/ TOOLS:


Musical Instruments
Counting cubes
Playdough mat & playdough
Pattern blocks
Puppet

Number bean bags
Shapes bean bags
Assorted puzzles
Building blocks
Fantasy play resources
Powder paints
Paint pots

**Grade RR
educational classroom kit**

Book 5:
Grade RR Teacher
Observation's of Learners





LEARNER OVERVIEW

NAME AND SURNAME:

CLASS:

DATE OF BIRTH:

INTERESTS AND DISLIKES:

STRENGTHS:

NEEDS IMPROVEMENT:

FAMILY DYNAMICS:

HEALTH: (ALLERGIES, DISABILITIES LEARNING IMPAIRMENTS)

GENERAL INFORMATION:

ACADEMIC SUPPORT & REMEDIAL INTERVENTION

TERM 1	TERM 2
<p>GOAL FOR THE TERM :</p> <p>_____</p> <p>_____</p>	<p>GOAL FOR THE TERM :</p> <p>_____</p> <p>_____</p>

TERM 1	TERM 2
<p>GOAL FOR THE TERM :</p> <p>_____</p> <p>_____</p>	<p>GOAL ACHIEVED FOR THE TERM :</p> <p>_____</p> <p>_____</p>

LEARNER PROGRESS:
<p>_____</p> <p>_____</p> <p>_____</p> <p>_____</p> <p>_____</p>



PROGRESS REPORT

Learner name and surname:

School Term:

Grade:

Class:

SCHOOL LOGO/ STAMP

Pass	
Not yet competent	

Attendance	Days
Present	
Absent	

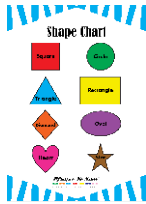





OVERALL PROGRESS GRADING





Subject	Rating Code
Home Language (Literacy)	
Mathematics (Numeracy)	
Life Skills	

Home Language (Literacy) Comments


Mathematics (Numeracy) Comments

Addendum B: Specifications for Classroom Resources

Item	Quantity	Item Specifications
A3 Shapes Chart	1 each	<p><u>Description:</u> A3 laminated charts that will provide all necessary visual resources necessary for the effective learning and teaching in a Grade RR classroom.</p> <p><u>Made from:</u> Laminated sheet, printed A3 paper.</p> <p><u>Measures approximately:</u> 297 x 420mm</p> <p><u>Appropriate for:</u> Grade RR classroom.</p>
		
A3 Colours Chart		
		
A3 Weather Chart		
		
A3 Alphabet Chart		
		
A3 Numbers 1-10		
		
A3 Star Chart		
		

A3 Day Of The Week Chart	1 each	<p><u>Description:</u> A3 laminated charts that will provide all necessary visual resources necessary for the effective learning and teaching in a Grade RR classroom.</p> <p><u>Made from:</u> Laminated sheet, printed A3 paper.</p> <p><u>Measures approximately:</u> 297 x 420mm</p> <p><u>Appropriate for:</u> Grade RR classroom.</p>
		
A3 Month Of The Year		
		
A3 Birthday Chart		
	29	<p><u>Description:</u> A3 PVC Envelope Sleeve to pack resources.</p> <p><u>Made from:</u> PVC.</p> <p><u>Measures approximately:</u> 297 x 420mm</p> <p><u>Appropriate for:</u> Grade RR classroom.</p>
A3 PVC Envelope Sleeve		
		






Addendum C: Specifications for Learner Resources

Item	Quantity	Item Specifications
Plastic storage container	5	<p><u>Description:</u> Clear lock and clip storage box.</p> <p><u>Made from:</u> High impact poly propylene plastic.</p> <p><u>Measures approximately:</u> 620 x 340 x 400mm</p> <p><u>Appropriate for:</u> Storage of kit resources and materials.</p>
		







ELDA's: Communication (Early Literacy and Play)



Item	Quantity	Item Specifications
Fantasy Play Dress-Up Aprons 	4	<p><u>Description:</u> Profession's dress-up aprons with over the head, slip-on design.</p> <p><u>Includes:</u> Dress-up aprons suitable for both boys and girls.</p> <p><u>Made from:</u> Durable, multi-coloured printed fabric.</p> <p><u>Measures approximately:</u> 490 x 540mm</p> <p><u>Appropriate for:</u> Ages 3 years and above.</p>
Medical Kit 	1	<p><u>Description:</u> Medical fantasy play kit that includes a convenient medical carry bag case.</p> <p><u>Includes:</u> Thermometer, stethoscope, injection, amongst others</p> <p><u>Made from:</u> Quality crafted wood, multi-colour, painted.</p> <p><u>Measures approximately:</u> 210 x 160 x 57mm</p> <p><u>Appropriate for:</u> Ages 3 years and above.</p>
Beauty Set 	1	<p><u>Description:</u> Beauty fantasy play set that includes a convenient beauty carry case.</p> <p><u>Includes:</u> Mirror, comb, lipstick, nail polish, amongst others.</p> <p><u>Made from:</u> Quality crafted wood, multi-colour, painted.</p> <p><u>Measures approximately:</u> 210 x 160 x 57mm</p> <p><u>Appropriate for:</u> Ages 3 years and above.</p>
Dinner / Tea Set 	1	<p><u>Description:</u> Dinner fantasy play set.</p> <p><u>Includes:</u> 14pcs set containing 2 dinner plates, 2 side plates, 2 bowls 2 cups and utensils.</p> <p><u>Made from:</u> Non-toxic, durable plastic.</p> <p><u>Measures approximately:</u> N/A</p> <p><u>Appropriate for:</u> Ages 3 years and above.</p>
Tool Set 	1	<p><u>Description:</u> Tool fantasy play set that includes a convenient tool box.</p> <p><u>Includes:</u> Nuts, bolts, screw driver, hammer, amongst others.</p> <p><u>Made from:</u> Quality crafted wood, multi-colour, painted.</p> <p><u>Measures approximately:</u> 250 x 140 x 120mm</p> <p><u>Appropriate for:</u> Ages 3 years and above.</p>
Assorted Wooden Vehicles 	5	<p><u>Description:</u> Assorted vehicles, with moving wheels.</p> <p><u>Includes:</u> Police car, sports car, ambulance amongst others.</p> <p><u>Made from:</u> Quality crafted wood, multi-colour, painted.</p> <p><u>Appropriate for:</u> Ages 3 years and above.</p>

ELDA's: CREATIVITY (Performing Arts)




Item	Quantity	Item Specifications
Tambourine 	2	<u>Description:</u> Easy to hold, skinless, musical tambourine. <u>Includes:</u> 5 metal bells on each tambourine. <u>Made from:</u> Quality crafted wood and high-quality steel. <u>Measures approximately:</u> 200 x 200mm <u>Appropriate for:</u> Ages 3 years and above.
Cluster Bells 	2	<u>Description:</u> Auxiliary musical instrument cluster bells. <u>Includes:</u> 3 silver bells on each cluster bell. <u>Made from:</u> Plastic covered metal handle, steel bells. <u>Measures approximately:</u> 147 x 75mm <u>Appropriate for:</u> Ages 3 years and above.
Triangle 	2	<u>Description:</u> Musical instrument triangle that provides clear and vibrant sound. <u>Made from:</u> High-quality, sturdy steel. <u>Measures approximately:</u> 150mm <u>Appropriate for:</u> Ages 3 years and above
Maracas 	2	<u>Description:</u> Musical maracas that offers a bright tone. <u>Includes:</u> A pair for each set. <u>Made from:</u> Natural colour, durable wood. <u>Measures approximately:</u> 150 x 55mm <u>Appropriate for:</u> Ages 3 years and above.
Claves 	2	<u>Description:</u> Musical, percussionist claves that offers a bright, resonant sound. <u>Includes:</u> A pair for each set. <u>Made from:</u> Environmental hardwood. <u>Measures approximately:</u> 220mm <u>Appropriate for:</u> Ages 3 years and above.

ELDA's: CREATIVITY (Visual Arts)







Item	Quantity	Item Specifications
Paint Pots 	4	<u>Description:</u> Reusable paint pot, sturdy design to prevent spillage. <u>Includes:</u> Lid with paintbrush holder slot. <u>Made from:</u> Durable plastic. <u>Measures approximately:</u> 90 x 80 x 80mm <u>Appropriate for:</u> Ages 3 years and above.
Large Paint Brushes 	10	<u>Description:</u> Hair bristle paint brushes. <u>Includes:</u> N/A. <u>Made from:</u> Hair bristle with wooden handle. <u>Measures approximately:</u> N/A. <u>Appropriate for:</u> Ages 3 years and above.
Powder Paint 	6	<u>Description:</u> Versatile paint medium that can be mixed with water or glue. <u>Includes:</u> Blue, red, yellow, green, black and white. <u>Made from:</u> Tempura powder. <u>Measures approximately:</u> ¼ kg per colour. <u>Appropriate for:</u> Ages 3 years and above.
Play-Dough Tub 	10	<u>Description:</u> Modelling compound, used arts and crafts. <u>Includes:</u> Blue, green, red and yellow. <u>Made from:</u> Non-toxic ingredients, housed in a plastic container. <u>Measures approximately:</u> ½ kg per tub. <u>Appropriate for:</u> Ages 3 years and above.
Play-Dough Tool Set 	2	<u>Description:</u> Play-dough set to be used in conjunction with modelling dough. <u>Includes:</u> Cookie cutters, rolling pin and cutting wheel. <u>Made from:</u> Durable plastic. <u>Measures approximately:</u> N/A. <u>Appropriate for:</u> Ages 3 years and above.
Glitter 	2	<u>Description:</u> High-quality, fine glitter powder, used for arts and crafts. <u>Includes:</u> Assorted colours. <u>Made from:</u> Non-toxic ingredients, housed in a plastic container <u>Measures approximately:</u> 50 grams. <u>Appropriate for:</u> Ages 3 years and above.

Gum Paper		
	2	<p><u>Description:</u> Paper coated with an adhesive on one side, used for arts and crafts.</p> <p><u>Includes:</u> 20 assorted colour sheets.</p> <p><u>Made from:</u> Quality gummed paper.</p> <p><u>Measures approximately:</u> 150 x 150mm</p> <p><u>Appropriate for:</u> Ages 3 years and above.</p>
Ice Cream Sticks		
	2	<p><u>Description:</u> Wooden ice cream sticks, used for arts and crafts.</p> <p><u>Includes:</u> 50 sticks.</p> <p><u>Made from:</u> Natural wood.</p> <p><u>Measures approximately:</u> 114 x 2 x 10mm</p> <p><u>Appropriate for:</u> Ages 3 years and above.</p>






ELDA's: IDENTITY AND BELONGING

Item	Quantity	Item Specifications
Assorted Dolls		
	4	<p><u>Description:</u> Correctly proportioned dolls with moving body parts.</p> <p><u>Includes:</u> Dolls that represent various ethnicities.</p> <p><u>Made from:</u> Vinyl.</p> <p><u>Measures approximately:</u> 200mm</p> <p><u>Appropriate for:</u> Ages 3 years and above.</p>
Fabric Squares		
	10	<p><u>Description:</u> Range of fabric sheets, used for arts and crafts.</p> <p><u>Includes:</u> Assorted fabrics in a range of colours and designs.</p> <p><u>Made from:</u> Printed fabric.</p> <p><u>Measures approximately:</u> 100 x 100mm</p> <p><u>Appropriate for:</u> Ages 3 years and above.</p>
Assorted Hand Puppets		
	15	<p><u>Description:</u> Fun and colourful puppets that fit over the hand and is moved by the fingers.</p> <p><u>Includes:</u> Animal, family and occupation-based puppets.</p> <p><u>Made from:</u> Durable, multi-coloured fabric, reinforced stitching.</p> <p><u>Measures approximately:</u> 170 x 150mm</p> <p><u>Appropriate for:</u> Ages 3 years and above.</p>







ELDA's: PHYSICAL WELL-BEING (Fine Motor)


Item	Quantity	Item Specifications
Jumbo Tweezer 	5	<p><u>Description:</u> Tweezers specially designed with fingers and thumb placement depressions to facilitate proper grasp.</p> <p><u>Made from:</u> High quality, durable plastic.</p> <p><u>Measures approximately:</u> 150mm</p> <p><u>Appropriate for:</u> Ages 3 years and above.</p>
Jumbo Peg Board 	3	<p><u>Description:</u> Pegs specially designed for tiny hands to grasp easily and stack on peg board and on top of one another.</p> <p><u>Includes:</u> Large peg board and 50 large pegs.</p> <p><u>Made from:</u> Non-toxic, durable plastic.</p> <p><u>Measures approximately:</u> 10 x 10 peg holes.</p> <p><u>Appropriate for:</u> Ages 3 years and above.</p>
Threading Beads And Laces 	2	<p><u>Description:</u> Assorted beads in 6 shapes and 4 colours that can be laced to develop fine motor skills.</p> <p><u>Includes:</u> 48 multi-coloured pieces (including laces).</p> <p><u>Made from:</u> Non-toxic, durable plastic and shoe laces.</p> <p><u>Appropriate for:</u> Ages 3 years and above.</p>
Cotton Reels And Laces 	2	<p><u>Description:</u> Colourful, easy to handle cotton reels that can be laced to develop fine motor skills.</p> <p><u>Includes:</u> 24 multi-coloured cotton reels and 2 laces.</p> <p><u>Made from:</u> Non-toxic, durable plastic and shoe laces.</p> <p><u>Appropriate for:</u> Ages 3 years and above.</p>
Nuts And Bolts 	2	<p><u>Description:</u> Colourful nuts that are twisted onto large bolts and develop fine motor skills.</p> <p><u>Includes:</u> 32 multi-coloured pieces.</p> <p><u>Made from:</u> Non-toxic, durable plastic.</p> <p><u>Appropriate for:</u> Ages 3 years and above.</p>
Buildings Blocks 	2	<p><u>Description:</u> Blocks in various sizes that allow for creative constructions and designs.</p> <p><u>Includes:</u> 100 multi-coloured blocks.</p> <p><u>Made from:</u> Non-toxic, durable plastic.</p> <p><u>Appropriate for:</u> Ages 3 years and above.</p>

ELDA's: PHYSICAL WELL-BEING (Puzzles)




Item	Quantity	Item Specifications
Assorted 6-Piece 	3	<u>Description:</u> Illustrated, flat wooden tray puzzle containing 6 chunky puzzle pieces and self-correcting guide. <u>Includes:</u> Puzzle tray and 6 pieces. <u>Made from:</u> Premium quality wood. <u>Appropriate for:</u> Ages 3 years and above.
Assorted Knob Puzzle 	3	<u>Description:</u> Flat puzzle with picture beneath assist with puzzle skills. Puzzle pieces with knob to assist with grasp. <u>Includes:</u> Knob puzzle pieces plus puzzle board. <u>Made from:</u> Premium quality wood. <u>Appropriate for:</u> Ages 3 years and above.
Assorted 8/9-Piece Wooden Puzzle 	3	<u>Description:</u> Illustrated, flat wooden tray puzzle containing 8/9 chunky puzzle pieces and self-correcting guide. <u>Includes:</u> Puzzle tray and 8/9 pieces. <u>Made from:</u> Premium quality wood. <u>Appropriate for:</u> Ages 3 years and above.
Assorted 12-Piece Wooden Puzzle 	3	<u>Description:</u> Illustrated, flat wooden tray puzzle containing 12 chunky puzzle pieces and self-correcting guide. <u>Includes:</u> Puzzle tray and 12 pieces. <u>Made from:</u> Premium quality wood. <u>Appropriate for:</u> Ages 3 years and above.
Assorted 24-Piece Wooden Puzzle 	3	<u>Description:</u> 24 wooden puzzle pieces with A4 full colour poster of the puzzle. <u>Includes:</u> 24 illustrated puzzle pieces. <u>Made from:</u> Premium quality wood. <u>Appropriate for:</u> Ages 3 years and above.

ELDA's: PHYSICAL WELL-BEING (Gross Motor)







Item	Quantity	Item Specifications
Tennis ball 	3	<p><u>Description:</u> Yellow tennis ball that allows for a multitude off indoor & outdoor games that focus on a range of motor skills.</p> <p><u>Made from:</u> Pressurized rubber core covered with high quality cloth.</p> <p><u>Measures approximately:</u> 65 x 65mm</p> <p><u>Appropriate for:</u> Ages 3 years and above.</p>
Skipping Rope (Small) 	3	<p><u>Description:</u> Skipping rope designed especially for kids to enhance gross motor skills, balance and coordination.</p> <p><u>Made from:</u> High quality rope with wooden handles.</p> <p><u>Measures approximately:</u> 1500 / 2000mm</p> <p><u>Appropriate for:</u> Ages 3 years and above.</p>
Hula Hoop 	3	<p><u>Description:</u> Light weight hula hoops designed especially for kids to enhance muscle strength, flexibility and coordination.</p> <p><u>Made from:</u> Durable plastic tubing.</p> <p><u>Measures approximately:</u> 590 / 690mm circumference.</p> <p><u>Appropriate for:</u> Ages 3 years and above.</p>
Inflatable Ball 	2	<p><u>Description:</u> Colourful, light weight, inflatable ball that allows for a multitude of indoor & outdoor games that focus on a range of motor skills.</p> <p><u>Made from:</u> Inflatable rubber bladder covered with synthetic rubber.</p> <p><u>Measures approximately:</u> 450 / 500mm circumference.</p> <p><u>Appropriate for:</u> Ages 3 years and above.</p>
Small Basket Ball 	2	<p><u>Description:</u> Basketball that allows for a multitude of indoor & outdoor games that focus on a range of motor skills.</p> <p><u>Made from:</u> Inflatable rubber bladder covered with synthetic rubber.</p> <p><u>Measures approximately:</u> 220 / 320mm circumference.</p> <p><u>Appropriate for:</u> Ages 3 years and above.</p>
Soccer Ball 	2	<p><u>Description:</u> Stitched soccer ball that allows for a multitude of indoor & outdoor games that focus on a range of motor skills.</p> <p><u>Made from:</u> Inflatable rubber bladder covered with synthetic leather.</p> <p><u>Measures approximately:</u> 630 / 680mm circumference.</p> <p><u>Appropriate for:</u> Ages 3 years and above.</p>





Small Hand Pump		
	1	<p><u>Description:</u> Ball inflating hand pump suitable for soccer balls, basketballs, rugby balls and other sport balls.</p> <p><u>Includes:</u> Pump with one inflation needle.</p> <p><u>Made from:</u> Plastic with steel needle.</p> <p><u>Appropriate for:</u> Ages 3 years and above.</p>
Printed Hopscotch Mat		
	1	<p><u>Description:</u> Versatile and colourful hopscotch mat that is fully portable and encourages maths skills while allowing for gross motor development.</p> <p><u>Made from:</u> 3mm thick non slip water resistant rubber backed material, washable material, colour fast ink and high quality print.</p> <p><u>Measures approximately:</u> 1800 x 600mm</p> <p><u>Appropriate for:</u> Ages 3 years and above.</p>

ELDA's Knowledge and Understanding of the World


Item	Quantity	Item Specifications
Small Spade		
	4	<p><u>Description:</u> Small spade available in various colours, used in sand-pits or school gardens for digging and exploring.</p> <p><u>Made from:</u> Non-toxic plastic.</p> <p><u>Measures approximately:</u> 20 x 90 x 40mm</p> <p><u>Appropriate for:</u> Ages 3 years and above.</p>
Sand Bucket		
	4	<p><u>Description:</u> Small bucket available in various colours, used in sand-pits or school gardens for filling and exploring.</p> <p><u>Made from:</u> Non-toxic plastic.</p> <p><u>Measures approximately:</u> 15mm in circumference.</p> <p><u>Appropriate for:</u> Ages 3 years and above.</p>
Watering Can		
	4	<p><u>Description:</u> Small watering can for outdoor use, for water play and for plant care.</p> <p><u>Made from:</u> Non-toxic plastic.</p> <p><u>Measures approximately:</u> 20mm</p> <p><u>Appropriate for:</u> Ages 3 years and above.</p>

ELDA's: EXPLORING MATHEMATICS

Item	Quantity	Item Specifications
Number Bean Bags 	1	<p><u>Description:</u> Square, fully washable bean bags with printed numbers on one side and number names and dots on the other side.</p> <p><u>Includes:</u> Bean bags numbered 1 to 10.</p> <p><u>Made from:</u> Material.</p> <p><u>Measures approximately:</u> 15 x 15m</p> <p><u>Appropriate for:</u> Ages 3 years and above.</p>
Pattern Blocks 	1	<p><u>Description:</u> Colourful shapes that encourage basic maths concepts through hands-on, interactive games and activities.</p> <p><u>Includes:</u> 150 flat blocks in various shapes and colours.</p> <p><u>Made from:</u> Non-toxic, durable plastic.</p> <p><u>Appropriate for:</u> Ages 3 years and above.</p>
Round Counters 	2	<p><u>Description:</u> Round counters that are textured on one side and smooth on the other side. Ideal for sorting colours, grouping and concrete counting.</p> <p><u>Includes:</u> 100 pieces in assorted colours.</p> <p><u>Made from:</u> Non-toxic, durable plastic.</p> <p><u>Measures approximately:</u> 20mm</p> <p><u>Appropriate for:</u> Ages 3 years and above.</p>
Shapes Bean Bags 	1	<p><u>Description:</u> Fully washable bean bags in 5 shapes with shape names printed on one side.</p> <p><u>Includes:</u> Square, circle, triangle and rectangle shaped bean bags.</p> <p><u>Made from:</u> Material.</p> <p><u>Appropriate for:</u> Ages 3 years and above.</p>
Capacity Beakers 	1	<p><u>Description:</u> Translucent beakers specially designed to help children grasp the concepts associated with measurement.</p> <p><u>Includes:</u> 50ml, 100ml and 250ml beakers</p> <p><u>Made from:</u> Transparent, non-toxic, durable plastic.</p> <p><u>Appropriate for:</u> Ages 3 years and above.</p>
Stacking Cups 	1	<p><u>Description:</u> Colourful cups that allow for stacking, nesting and sorting whilst developing maths classifying concepts.</p> <p><u>Includes:</u> 8 cups in various sizes.</p> <p><u>Made from:</u> Non-toxic, durable plastic.</p> <p><u>Appropriate for:</u> Ages 3 years and above.</p>

<p>Counting Cubes</p> 	2	<p><u>Description:</u> Colourful counting cubes designed to provide hands on learning, allowing for activities to develop concrete counting, one on one correspondence and grouping skills.</p> <p><u>Includes:</u> 100 counting cubes.</p> <p><u>Made from:</u> Non-toxic, durable plastic.</p> <p><u>Appropriate for:</u> Ages 3 years and above.</p>
<p>Number & Shapes</p> 	10	<p><u>Description:</u> Specially designed play-dough laminated mats with number from 1 to 10 on the one side with 2D shapes in different colours on the other side.</p> <p><u>Made from:</u> Laser printed paper and laminate sheeting.</p> <p><u>Measures approximately:</u> 297 x 420mm</p> <p><u>Appropriate for:</u> Ages 3 years and above.</p>
<p>Chalkboard</p> 	10	<p><u>Description:</u> A4 frameless chalkboard that is great for creative play and pre-writing skills learning activities.</p> <p><u>Made from:</u> Recycled wood and chalk base paint.</p> <p><u>Measures approximately:</u> 210 x 297mm</p> <p><u>Appropriate for:</u> Ages 3 years and above.</p>
<p>Box Of Chalk</p> 	2	<p><u>Description:</u> White chalk pieces that can be used on multiple surfaces including chalkboards, whiteboards, cement or paper</p> <p><u>Includes:</u> 50 pieces.</p> <p><u>Made from:</u> Non-toxic chalk powder.</p> <p><u>Appropriate for:</u> Ages 3 years and above.</p>

This image shows a full page of blank, lined paper. It features approximately 30 horizontal blue or grey lines spaced evenly apart, typical of notebook paper. The lines extend across the entire width of the page, leaving small margins at the top and bottom. There are no vertical lines, text, or other markings on the page.



CONTACT US:

HEAD OFFICE:

99 Pieter Uys Avenue, Florentia,
Alberton, Gauteng

PHONE:


Tel: 011 869 0455

EMAIL:

info@pfunzoyesive.co.za

WEBSITE:

www.pfunzoyesive.co.za



Includes Sign Language
Interpretations on
All Videos + Learner Activities

Pfunzo Ye Sive™



Suppliers Of Educational Kits